



Edition 6
March
2024

TECHNOLOGY

YEAR 8 Curriculum Newsletter

Contact



John Potts
WPT Technology Subject
Director
jpotts@cliftonschoo.org



Curriculum Intent

The Design and Technology curriculum aims to develop students' skills, knowledge, values and passion for Design and Technology, to allow them to be successful in an ever-changing world.

Students will develop their problem solving, organisation, planning, creativity and analysis skills, through a carefully developed curriculum. This provides opportunities for students to gain understanding of a range of materials, ingredients and the impact these have on themselves and the world around them.

Strong values of high expectations, pride in their work, confidence, strong work ethic and a growth mindset, are instilled in students throughout their education in Design and Technology at WPT. A deep passion for the subject is developed, through highly-engaging and relevant curriculum content, with an emphasis of involving industry in the classroom, through an extensive network of links with third parties.

Year 8 Curriculum

In Year 8 students undertake a range of focussed practical tasks to develop their manufacturing skills, they complete the following practical tasks;

- Toy Truck Project
- Bottle Opener Project

In Food Technology, students learn about the source, seasonality and nutrition of a range of commodities and learn to cook and prepare the following dishes:

- Pizza
- Cereal Bar
- Crispy Over Fried Chicken
- Fajitas
- Scones, Apple Pie, Victoria Sponge and Swiss Roll
- Burgers

Alongside this, students learn a range of design and problem-solving skills to prepare them to respond creatively to a series of context-based problems.

The contexts they are given in Year 8 are:




- Green Peace would like you to redesign an everyday item to make it more sustainable
- Duke of Edinburgh would like you to design a range of camping products to help students undertaking DoE expeditions. Products must be made from metals but also include timbers or plastics
- Develop a low-fat cake that looks attractive and has good flavour

Assessment Points




Students are assessed on an ongoing basis against the following criteria, that link directly to the Technology Can Do statements; Research, Solving Problems, Specification, Design Communication, Manufacturing Plans, Mathematical Modelling, Isometric Drawing/CAD Drawing, Manufacturing Knowledge, Manufacturing Skill, Testing and Evaluation.

Immerse Yourself

STEM Grand Challenges

-  Develop skills
-  Future career opportunities
-  Learn about Technology

Licence to Cook

-  Learn how to cook
-  Make informed decisions
-  Healthy eating challenges

Product Design: Unleash your inner designer and take on some of the STEM design tasks provided by STEM Learning. STEM Learning are dedicated to empowering young people with the skills and knowledge to thrive through effective teaching and learning.

Apply the Food and Nutrition skills you've learnt in lesson by giving some of these recipes a go at home with Licence to Cook.

Test Your Knowledge with Quizlet...

Quizlet's Y8 Design and Technology flashcards are a fantastic way to memorise relevant Tech terms to help you with your studies. Click on the icon below to start!



Praise and Reward

Our rewards system can be broadly split into four categories: classroom level, subject level, school level and privilege rewards. We'll focus on classroom and subject rewards here - for more information about our rewards schemes, please see our website.

CLASSROOM LEVEL REWARDS

Awarded for: working hard, taking risks and rising to a challenge, making mistakes and learning from them, helping others, and taking pride in the school community.

Rewarded by: praise postcards, positive phone calls to parents/carers, positive text messages home, and lesson based prizes.

SUBJECT LEVEL REWARDS

Reward scheme: Star of the Week, Curriculum Awards (Subject/School Way, Participation, Working with Pride, Embracing the Whole Curriculum), High Flyer, Extra Mile, Most Improved.

Rewarded by: names displayed on reward boards, certificates, social media posts.

Broadening Horizons

Technology, as a subject area, holds very strong links with employment, FE and HE offering students a range of pathways, post secondary education.

The Technology curriculum is forward thinking in creating opportunities to enrich students' experiences, always looking for opportunities to work with external parties from a range of backgrounds from industry partners, local employers, FE and HE, to be involved in enriching the Technology curriculum.

To broaden your horizons in Design and Technology, we want you to think globally and explore the famous designs that changes our world. Many different types of engineers and designers will work on a singular project from conception to completion and will have had an interest in design from a young age.



Institution of Civil Engineers - The Channel Tunnel

The ICE are a centre of engineering excellence, qualifying engineers and helping them maintain lifelong competence, assuring society that the infrastructure they create is safe, dependable and well designed. Click on their logo to watch their YouTube short on the Channel Tunnel focusing on the importance of the structural design and impact it has had globally.

Building The Great Pyramid of Giza

As part of your Year 8 careers lessons, you will look at some of the greatest structures known to mankind. Click on the logo to watch the YouTube short where TED-Ed explore how this man-made wonder of the world was built with such ancient technology, and how it still stands to this day.



Careers

We run a series of 'Careers in the Curriculum' weeks in our school. For Technology, this week takes place in March. Students take part in a number of activities to encourage them to think about how what they learn in the classroom can be applied in a number of future careers.

In Year 8 Careers lessons, students begin to look at importance of Design and Technology and how it connects us. There is a focus on structural landmarks, engineering marvels and design concepts.

Engineering is one of the most popular career choices in the Technology field providing lots of opportunities to think creatively, travel and improve the world with the demand for ever-evolving technology. Click on the logo below to check out the YouTube short where Crash Course give an overview of what engineering is.



The Technology Way

Our subject has a 'Subject Way' at the heart of it. Our Subject Way is designed to help students become young subject specialists. The Technology Way is followed in all of our lessons and has two main purposes:

Firstly, to teach students the vital skills they need to achieve their full potential and gain the very best grades they can. Secondly, to teach students how each subject relates to the wider world, incorporating the life skills they will learn.



THE Technology Way

We use key words in context

We follow project plans & recipes **methodically**

We evaluate the success of our outcomes

We are inquisitive about how things are made

We work sensibly and safely

We are self-disciplined

We take pride in the presentation of written & practical work

We use demonstrations to improve our ways of working

We think creatively & innovatively to problem solve

We reflect on and learn from previous attempts

We are resilient and persevere to master our techniques

subject ways

WICKERSLEY PARTNERSHIP TRUST

Have your say! ✨

At WPT we're always looking for feedback. If you have any thoughts/opinions on this Curriculum Newsletter, its content or the curriculum in general, please click on the title to fill out a short feedback form.